

ภาคผนวก จ

เอกสารสอบเทียบเครื่องมือที่ใช้ในการตรวจวิเคราะห์
(Calibration)



ตารางการสอบเทียบเครื่องมือที่ใช้ในการตรวจวัดและวิเคราะห์

Item	Description	Parameter	List of Equipment	Equipment No.	Calibration	Next Calibration
1.	Ambient Air	ORIFICE	ORIFICE TRANSFER STANDARD/Tisch TE-5025A	S/N 0068	27/03/2025	March 2026
		TSP	High Volume Air Sampler/TET	S/N TSP-19	03/06/2025	June 2026
			High Volume Air Sampler/TET	S/N TSP-28	03/06/2025	June 2026
			High Volume Air Sampler/TET	S/N TSP-17	03/06/2025	June 2026
			High Volume Air Sampler/TET	S/N TSP-33	02/06/2025	June 2026
			Electronic Balance/XP205DR	S/N 1129273885	13/03/2025	March 2026
2.	Water	WS & WD	Wind speed and wind direction/Weather Wizard III	S/N WC71104A46	14/03/2025	March 2026
			pH	pH Meter/Horiba F-71G	S/N V381F8H3	31/10/2024
		Turbidity	Turbidity Meter/EUTECH TN-100	S/N 2655003	23/09/2024	September 2025
			DS	Electronic Balance/XP205DR	S/N 1129273885	13/03/2025
		SS	Electronic Balance/XP205DR	S/N 1129273885	13/03/2025	March 2026
		Sulfate	Spectrophotometer/Blue Star A	S/N 1606UV1507	13/03/2025	March 2026
		Total Iron	ICP394/PerkinElmer/OPTIMA8000	S/N 078N1310024C	21/03/2025	September 2025
		Leq 24 hr	Sound Level Calibrator/SCARLET TECH	S/N ST120C1204E	20/04/2025	April 2026
			Integrated Sound Level/ACO TYPE 6226	S/N 160205	01/10/2025	31/10/2025
			Integrated Sound Level/ACO TYPE 6226	S/N 160215	01/10/2025	31/10/2025
			Integrated Sound Level/ACO TYPE 6226	S/N 160098	01/10/2025	31/10/2025
			Integrated Sound Level/SCARLET ST-11D	S/N 821299	01/10/2025	31/10/2025

CERTIFICATE OF CALIBRATION

Certificate No. : COF-011-68

Page 1 of 2 Pages

MEASUREMENT ITEM : Top Load Orifice
MANUFACTURER : TISCH
MODEL/TYPE : TE-5025A
SERIAL NUMBER : 0068
ID NUMBER : -
CONDITION AS-RECEIVED : Used item
CUSTOMER : Thai Environmental Technic Limited.
1/6 Soi Ramkhamhaeng 145, Khwaeng/Khet Saphan Sung,
Bangkok 10240

RECEIVED DATE : 13 Mar 2025
MEASUREMENT DATE : 25 Mar 2025
ISSUE DATE : 27 Mar 2025

ENVIRONMENTAL CONDITIONS:

Ambient condition in the laboratory are as follow:

Temperature	: 23.0 ± 3.0	°C
Relative Humidity	: 55.0 ± 15.0	%RH
Atmospheric Pressure	: 1010 ± 10	hPa

CALIBRATION CONDITION:

Preconditioning : 24 hours at ambient conditions.
Measurement Condition : The average values during measurement are 23.5 °C and 52.5 %RH.

Calibration procedure:

The Orifice gas flow device was calibrated against Standard Rotary Displacement Meter (Roots Meter) Model G65/IMC/W2-dp. The WI-CL-004 was used as a calibration guideline.

Traceability:

This certificate provides a traceability of the measurement to recognized the national standards, and to realization of the international system of units (SI) through the NIMT (National Metrology Institute of Thailand) via Certificate number: MW-0016-25.

Uncertainty of Measurement:

The reported uncertainty of measurement is based on the standard uncertainty multiplied by a coverage factor $k=2$, Which for a normal distribution corresponds to a coverage probability of approximately 95%. The standard uncertainty has been determined in accordance with the GUM 'Evaluation of measurement data - Guide to the expression of uncertainty in measurement'


NOTED: The certificate is valid only to the item calibrated on date and place of calibration.

TABULATION OF RESULTS:

The table on next page give the measured values.

Calibrated by:

- ☒ Mr. Sorawit Thachalad
☐ Miss Jittraporn Lertsomphol



Approved signatory: _____

Mr. Parinya Booncharoen
Calibration Department Manager

MEASUREMENT RESULTS:

The Orifice gas flow device was calibrated by direct comparison method with the Standard Rotary Displacement Meter (Roots Meter). The Humid air was used as a medium in the system. The standard conditions are 25°C (298.15 K) and 760 mmHg for standard temperature and standard pressure respectively.

Table 1: The results of Q Standard calibration data

Plate	Flow rate m^3/min	Pressure [Pa] mmHg	Temperature [Ta] °C	Temperature [Tm] °C	Δp_{meter} mmHg	$\Delta p_{Orifice}$ inH ₂ O	γ	Standard Flow [Q_s] m^3/min
1	0.703	759.322	23.42	22.45	51.046	1.702	1.307	0.661
2	1.001	759.331	23.49	22.67	55.418	3.404	1.849	0.935
3	1.114	759.331	23.57	22.78	38.121	4.443	2.112	1.065
4	1.173	759.310	23.63	22.98	28.285	5.063	2.254	1.136
5	1.420	759.288	23.82	23.19	27.879	7.473	2.738	1.375

Slope (m): 2.00326
 Intercept (b): -0.02008
 Correlation coefficient (r): 0.99979
 Uncertainty ($k=2$): 0.015 m^3/min

Table 2: The results of Q actual calibration data

Plate	Flow rate m^3/min	Pressure [Pa] mmHg	Temperature [Ta] °C	Temperature [Tm] °C	Δp_{meter} mmHg	$\Delta p_{Orifice}$ inH ₂ O	γ	Standard Flow [Q_s] m^3/min
1	0.703	759.322	23.42	22.45	51.046	1.702	0.815	0.658
2	1.001	759.331	23.49	22.67	55.418	3.404	1.153	0.931
3	1.114	759.331	23.57	22.78	38.121	4.443	1.318	1.061
4	1.173	759.310	23.63	22.98	28.285	5.063	1.407	1.132
5	1.420	759.288	23.82	23.19	27.879	7.473	1.710	1.371

Slope (m): 1.25471
 Intercept (b): -0.01252
 Correlation coefficient (r): 0.99980
 Uncertainty ($k = 2$): 0.015 m^3/min

End of Certificate of Calibration



High Volume TSP&PM-10 Calibration Report

Location: Thai Environmental Tech

Site ID: Bangkok

Date: 3-Jun-25

ITEM: TSP

Serial No: (No.19)

Calibrate By: Pipat

Site Conditions

Barometric Pressure (mm Hg) : 760.00

Temperature (°C) : 25.0

Average Press. (mm Hg) : 754.6

Average Temp (°C) : 30.8

Corrected Pressure (mm Hg) : 760.0

Temperature (deg K) : 298.0

Corrected Average (mm Hg) : -

Average Temp: (Deg K) : -

Calibration Orifice

Make: Tisch

Model: TE-5025A

Serial#: 0068

Qstd Slope : 2.00326

Qstd Intercept : -0.02008

Calibration Due Date : 26-Mar-26

Calibration Information

Plate or Test #	ORIFICE (in H ₂ O)	Qstd (m3/min)	Indicate (CFM)	IC (corrected)	Linear Regression Slope : 31.4053 Intercept : 4.0803 Corr. Coeff : 0.9883 # of Observations: 5
1	12.00	1.739	60.0	57.00	
2	9.00	1.508	54.0	52.00	
3	7.00	1.331	50.0	48.00	
4	5.00	1.126	40.0	40.00	
5	3.00	0.875	30.0	30.00	

Calculations

$$Qstd = 1/m[\text{Sqrt}(H_2O(Pa/Pstd)(Tstd/Ta))-b]$$

$$IC = I[\text{Sqrt}(Pa/Pstd)(Tstd/Ta)]$$

Qstd = standard flow rate

IC = corrected chart response

I = actual chart response

m = calibrator Qstd slope

b = calibrator Qstd intercept

Ta = actual temperature during calibration (deg K)

Pa = actual pressure during calibration (mm Hg)

Tstd = 298 deg K

Pstd = 760 mm Hg

For subsequent calculation of sampler flow:

$$1/m((I)[\text{Sqrt}(298/Tav)(Pav/760)]-b)$$

NOTE: Ensure calibration orifice has been certified within 12 months of use

m = sampler slope

b = sampler intercept

I = chart response

Tav = daily average temperature

Pav = daily average pressure

Calibrate By : 

Approve By : 

High Volume TSP&PM-10 Calibration Report

Location : Thai Environmental Tech

Site ID : Bangkok

Date : 3-Jun-25

ITEM : TSP

Serial No : (No. 28)

Calibrate By : Pipat

Site Conditions

Barometric Pressure (mm Hg) : 760.00

Temperature (°C) : 25.0

Average Press. (mm Hg) : 754.6

Average Temp (°C) : 29.9

Corrected Pressure (mm Hg) : 760.0

Temperature (deg K) : 298.0

Corrected Average (mm Hg) : -

Average Temp: (Deg K) : -

Calibration Orifice

Make : Tisch

Qstd Slope : 2.00326

Model : TE-5025A

Qstd Intercept : -0.02008

Serial# : 0068

Calibration Due Date : 26-Mar-26

Calibration Information

Plate or Test #	ORIFICE (in H ₂ O)	Qstd (m ³ /min)	Indicate (CFM)	IC (corrected)	Linear Regression Slope : 29.9669 Intercept : 5.2306 Corr. Coeff : 0.9918 # of Observations: 5
1	12.30	1.761	60.0	57.00	
2	9.80	1.573	54.0	52.00	
3	7.40	1.368	50.0	48.00	
4	5.00	1.126	40.0	40.00	
5	3.00	0.875	30.0	30.00	

Calculations

$$Qstd = 1/m[\text{Sqrt}(H_2O(Pa/Pstd)(Tstd/Ta))-b]$$

$$IC = I[\text{Sqrt}(Pa/Pstd)(Tstd/Ta)]$$

Qstd = standard flow rate

IC = corrected chart response

I = actual chart response

m = calibrator Qstd slope

b = calibrator Qstd intercept

Ta = actual temperature during calibration (deg K)

Pa = actual pressure during calibration (mm Hg)

Tstd = 298 deg K

Pstd = 760 mm Hg

For subsequent calculation of sampler flow:

$$1/m((I)[\text{Sqrt}(298/Tav)(Pav/760)]-b)$$

NOTE: Ensure calibration orifice has been certified within 12 months of use

m = sampler slope


b = sampler intercept

I = chart response

Tav = daily average temperature

Pav = daily average pressure

Calibrate By : 

Approve By : 

High Volume TSP&PM-10 Calibration Report

Location : Thai Environmental Tech

Site ID : Bangkok

Date : 3-Jun-25

ITEM : TSP

Serial No : (No.17)

Calibrate By : Pipat

Site Conditions

Barometric Pressure (mm Hg) : 760.00

Temperature (°C) : 25.0

Average Press. (mm Hg) : 754.6

Average Temp (°C) : 31.8

Corrected Pressure (mm Hg) : 760.0

Temperature (deg K) : 298.0

Corrected Average (mm Hg) : -

Average Temp: (Deg K) : -

Calibration Orifice

Make : Tisch

Qstd Slope : 2.00326

Model : TE-5025A

Qstd Intercept : -0.02008

Serial# : 0068

Calibration Due Date : 26-Mar-26

Calibration Information

Plate or Test #	ORIFICE (in H ₂ O)	Qstd (m3/min)	Indicate (CFM)	IC (corrected)	Linear Regression Slope : 30.0289 Intercept : 5.4137 Corr. Coeff : 0.9868 # of Observations: 5
1	12.20	1.754	60.0	57.00	
2	9.80	1.573	54.0	52.00	
3	7.00	1.331	50.0	48.00	
4	5.00	1.126	40.0	40.00	
5	3.00	0.875	30.0	30.00	

Calculations

$$Qstd = 1/m[\text{Sqrt}(H_2O(Pa/Pstd)(Tstd/Ta))-b]$$
$$IC = I[\text{Sqrt}(Pa/Pstd)(Tstd/Ta)]$$

Qstd = standard flow rate
IC = corrected chart response
I = actual chart response

m = calibrator Qstd slope
b = calibrator Qstd intercept

Ta = actual temperature during calibration (deg K)

Pa = actual pressure during calibration (mm Hg)

Tstd = 298 deg K

Pstd = 760 mm Hg

For subsequent calculation of sampler flow:

$$1/m[(I)[\text{Sqrt}(298/Tav)(Pav/760)]-b]$$

NOTE: Ensure calibration orifice has been certified within 12 months of use

m = sampler slope

b = sampler intercept

I = chart response

Tav = daily average temperature

Pav = daily average pressure

Calibrate By : 

Approve By : 

High Volume TSP&PM-10 Calibration Report

Location : Thai Environmental Tech

Site ID : Bangkok

Date : 2-Jun-25

ITEM : TSP

Serial No : (No. 33)

Calibrate By : Pipat

Site Conditions

Barometric Pressure (mm Hg) : 760.00

Temperature (°C) : 25.0

Average Press. (mm Hg) : 754.6

Average Temp (°C) : 32.5

Corrected Pressure (mm Hg) : 760.0

Temperature (deg K) : 298.0

Corrected Average (mm Hg) : -

Average Temp: (Deg K) : -

Calibration Orifice

Make : Tisch

Model : TE-5025A

Serial# : 0068

Qstd Slope : 2.00326

Qstd Intercept : -0.02008

Calibration Due Date : 26-Mar-26

Calibration Information

Plate or Test #	ORIFICE (in H ₂ O)	Qstd (m ³ /min)	Indicate (CFM)	IC (corrected)	Linear Regression Slope : 30.1498 Intercept : 5.1934 Corr. Coeff : 0.9896 # of Observations: 5
1	12.30	1.761	60.0	57.00	
2	9.60	1.557	54.0	52.00	
3	7.20	1.349	50.0	48.00	
4	5.00	1.126	40.0	40.00	
5	3.00	0.875	30.0	30.00	

Calculations

$$Qstd = 1/m[\text{Sqrt}(H_2O(Pa/Pstd)(Tstd/Ta)) - b]$$

$$IC = I[\text{Sqrt}(Pa/Pstd)(Tstd/Ta)]$$

Qstd = standard flow rate

IC = corrected chart response

I = actual chart response

m = calibrator Qstd slope

b = calibrator Qstd intercept

Ta = actual temperature during calibration (deg K)

Pa = actual pressure during calibration (mm Hg)

Tstd = 298 deg K

Pstd = 760 mm Hg

For subsequent calculation of sampler flow:

$$1/m((I[\text{Sqrt}(298/Tav)(Pav/760)] - b)$$

NOTE: Ensure calibration orifice has been certified within 12 months of use

m = sampler slope

b = sampler intercept

I = chart response

Tav = daily average temperature

Pav = daily average pressure

Calibrate By :

Approve By :



THAI METEOROLOGICAL DEPARTMENT

4353 Sukhumvit, Bangna, Bangkok 10260 Tel. 081-454-2804, 0-2399-0469

Calibration Certificate

Issued by : Calibration & Test Section : Meteorological Instruments Bureau

Date of Issue 14 March, 2025

Certification No. 154/25

Page : 1 of 2

Object : Wind speed and Wind direction

Manufacturer : Davis Instruments Inc.

Type : Weather Wizard III

Serial No. : WC71104A46 ID No. : No.25

Customer : Thai Environmental Technic Limited.
1/6 Soi Ramkhamhaeng 145,
Khwaeng/Khet Saphan Sung, Bangkok 10240.

Calibration Condition : Temperature 25.1 °C Barometric Pressure 1011.9 hPa

NATIONAL STANDARD WIND TUNNEL :

: Micromanometer Theodor Friedrichs FC014 Serial No. 9310119


: HOOK GAGE NO 1425 Pitot Tube Theodor Friedrichs Type 0800.0000 serial 9023


N.I.S.T. Test Reference Number 731/241460 : Standard Velocity at 20 - 30 m/sec

: Ultrasonic Anemometer Model DA-650-3TV (sensor TR-90AH)

Serial Number 110730029 (sensor 120629586)

JAPAN QUALITY ASSURANCE ORGANIZATION : Standard Velocity at 0 - 20 m/sec

Calibrated by : 
Mr. Watcharapol Subwat
Mechanical Engineer

Signed : 
Mr. Pisood Promsut





THAI METEOROLOGICAL DEPARTMENT

4353 Sukhumvit, Bangna, Bangkok 10260 Tel. 081-454-2804, 0-2399-0469

The Result of Calibration

Certification No. 154/25

14 March, 2025

Page : 2 of 2

Standard Ultrasonic Anemometer	HOOK GAGE NO. 1425			TESTED ANEMOMETER	
	Pressure	Vacumm	Velocity	Velocity	Correction
m/sec	inches H2O	inches H2O	m/sec	m/sec	m/sec
1.00	-	-	-	0.9	0.10
3.02	-	-	-	2.7	0.32
5.00	-	-	-	4.9	0.10
7.00	-	-	-	6.7	0.30
9.02	-	-	-	8.9	0.12
11.01	-	-	-	10.7	0.31
13.01	-	-	-	12.9	0.11
15.01	-	-	-	14.7	0.31
17.02	-	-	-	17.0	0.02
20.02	-	-	-	19.7	0.32


Vane Angel Bench Stand Model 18112	
Young Meteorological Instruments	
WIND DIRETION	TESTED WIND DIRECTION
0	0
90	90
180	180
270	270

Calibrated by :

Watcharapol

Mr. Watcharapol Subwat

Mechanical Engineer






TECHNOLOGY PROMOTION ASSOCIATION (THAILAND-JAPAN)
CORPORATE SERVICES 3: EQUIPMENT CALIBRATION AND TESTING SERVICES
534/4 PATTANAKARN ROAD SOI 18, SUANLUANG, SUANLUANG BANGKOK 10250
TEL.0-2717-3000-29 FAX.0-2719-9484



Certificate of Calibration

Cert.No.: 24CHO573

Page.: 1 of 2

Equipment : pH Meter
Manufacturer : Horiba
Model : F-71G
Serial No. : V3B1F8H3
ID No. : Ins-LAB-025
Condition As-Received: Used Item
Received Date : 30 October 2024
Calibration Date : 31 October 2024
Reference : 2410-0784OC-1
Submitted by : Thai Environmental Technic Limited
1/6 Soi Ramkhamhaeng 145,
Khwaeng/Khet Saphan Sung,
Bangkok 10240
Calibration Place : Laboratory (Thai Environmental Technic Limited)
Ambient Temperature : (26.1 to 25.8) °C (On-Site)
Relative Humidity : (58.6 to 64.2) % (On-Site)
Calibration Procedure : In - house method :
- CP-OCH2 by direct measurement with DC voltage
standard and direct measurement with
certified reference material (CRM)
Calibrated by : Saithip Meangmai
Approved by : 
Approved Signatory
() Unnopphol Harachai
(✓) Ponpan Paipim
() Saithip Meangmai
Issue Date : 2 November 2024

The Uncertainties are for a confidence probability of approximately 95%

This certificate may not be reproduced other than in full, except with the prior written
Approval of the head of Corporate Services 3 : Equipment Calibration and Testing Services.



Cert.No.: 24CHO573

Page.: 2 of 2

Condition of this calibration result

1. Reference Standard Instrument

<u>Instrument</u>	<u>Serial No.</u>	<u>ID No.</u>	<u>Cert. No.</u>	<u>Due Date</u>
1) Document Process Calibrator	46530031	130RC098	24E3004	12 Sep 2025
2) Digital Thermometer	307901	70RC137	24I973	01 Sep 2025

- This Certification is traceable to SI Through Technology Promotion Association (Thailand - Japan)

2. Certified Reference Materials : The measurement results are traceable to SI through CPA chem Ltd.,
ANSI-ASQ National Accreditation Board, Accredited No. AR-1835

<u>Buffer Solution</u>	<u>Manufacturer</u>	<u>Lot No.</u>	<u>Exp. date</u>
pH 4.008	CPA chem	1034203	27 Sep 2026
pH 6.876	CPA chem	1005301	15 June 2026
pH 9.174	CPA chem	1005302	15 June 2025

3. This certificate is valid only to the item calibrated on date and place of calibration.

Calibration Results**Function : mV Measurement**

Performing standard curve by Document Process Calibrator at pH (4,7,10)

Unit Under Calibration	Nominal Value	Standard Voltage Input	Actual Reading		Uncertainty of Measurement (\pm mV)	Coverage factor <i>k</i>
	pH	mV	mV	pH		
pH Meter S/N.: V3B1F8H3	4.000	177.48	177.5	4.000	0.058	2.00
	6.860	8.28	8.3	6.860	0.058	2.00
	7.000	0.00	0.0	7.000	0.058	2.00
	9.180	-128.97	-128.9	9.180	0.058	2.00
	10.000	-177.48	-177.4	10.000	0.058	2.00


Function : pH Measurement

Performing three buffers standard curve by using buffer nominal pH (4,7,9)

Unit Under Calibration	Standard pH Buffer Solution	Actual pH Reading	Actual mV Reading (mV)	Uncertainty of pH Measurement (\pm)	Coverage factor <i>k</i>
pH Electrode S/N.: 9X2E0223	4.008	4.007	167.0	0.0048	2.00
	6.876	6.855	-0.3	0.0065	2.00
	9.174	9.158	-136.6	0.0096	2.00

The reported uncertainty of measurement was based on a standard uncertainty multiplied by a coverage factor *k*, providing a level of confidence of approximately 95 %.

-o0o-



Certificate of Calibration

Cert.No.: 24CH1174

Page.: 1 of 2

Equipment : Turbidity Meter
Manufacturer : Thermo Scientific
Model : EUTECH TN-100
Serial No. : 2655003
ID. No. : -
Condition As-Received: Used Item
Received Date : 20 September 2024
Calibration Date : 23 September 2024
Reference : 2409-0753DSC-2
Submitted by : Thai Environmental Technic Limited
1/6 Soi Ramkhamhaeng 145,
Khwaeng/Khet Saphan Sung, Bangkok 10240
Ambient Temperature : (25 \pm 2.5) °C
Relative Humidity : (50 \pm 20) %
Calibration Procedure : In - house method : CP-CH11
Direct measurement by
using Formazin standard solution
Calibrated by : Walalak Sirithean
Saithip
Approved by : _____
Approved Signatory
() Unnopphol Harachai
() Ponpan Paipim
(✓) Saithip Meangmai
Issue Date : 24 September 2024

The Uncertainties are for a confidence probability of approximately 95%

This certificate may not be reproduced other than in full, except with the prior written
Approval of the head of Calibration and Testing Equipment Services.



Cert.No. : 24CH1174

Page. : 2 of 2

Condition of this calibration result

1. Reference Standard Instruments :

<u>Instruments</u>	<u>Serial No.</u>	<u>ID No.</u>	<u>Certificate No.</u>	<u>Due date</u>
1) Thermo-Hygrograph	1103328	130EC010	24H1372	12 July 2025
2) Electronic Balance	14233821	110RC001	24MM131	04 July 2025

- This Certification is traceable to SI Through Technology Promotion Association (Thailand - Japan)

2. Standard Material : The Formazin suspension has been prepared gravimetric from

<u>Material</u>	<u>Manufacturer</u>	<u>Lot No.</u>	<u>Assay</u>
1) Hexamethylenetetramine	HIMEDIA	0000493947	99.65%
2) Hydrazinium Sulfate	HIMEDIA	0000522014	99.40%

3. This certificate is valid only to the item calibrated on date and place of calibration.

Calibration result

Performing three - Formazin suspension standard curve by using 20,100,800 NTU


Turbidity Meter Serial Number : 2655003

Standard Formazine suspension (NTU)	UUC* Reading (NTU)	Uncertainty of Measurement (\pm NTU)	Coverage Factor <i>k</i>
0.1	0.23	0.026	2.05
20	19.9	0.39	2.00
100	100	0.76	2.00
800	799	2.1	2.13

Remark - UUC* = Unit Under Calibration
- NTU = Nephelometric Turbidity Units

The reported uncertainty of measurement was based on a standard uncertainty multiplied by a coverage factor *k* , providing a level of confidence of approximately 95 %.

-o0o-



TECHNOLOGY PROMOTION ASSOCIATION (THAILAND-JAPAN)
CORPORATE SERVICES 3: EQUIPMENT CALIBRATION AND TESTING SERVICES
534/4 PATTANAKARN ROAD SOI 18, SUANLUANG, SUANLUANG BANGKOK 10250
TEL.0-2717-3000-29 FAX.0-2719-9484



สุ 2/4/25

Certificate of Calibration

Cert.No.: 25MM27

Page.: 1 of 3

Equipment : Electronic Balance
Manufacturer : Mettler Toledo
Model : XP205DR
Serial No. : 1129273885
ID No. : -
Submitted by : Thai Environmental Technic Limited
1/6 Soi Ramkhamhaeng 145,
Khwaeng/Khet Saphan Sung,
Bangkok 10240
Location : Balance Room
Received order : 12 March 2025
Calibration Date : 13 March 2025
Ambient Temperature : 15 °C to 40 °C
Relative Humidity : 30 % to 90 %

Calibrated by : Tawatchai Pama

Approved by :


Approved Signatory

- () Chakrit Waewwanjua
(✓) Suwit Imjai
() Kunchit Promprat

Issue Date : 24 March 2025

The Uncertainties are for a confidence probability of approximately 95%

This certificate may not be reproduced other than in full, except with the prior written
Approval of the head of Corporate Services 3 : Equipment Calibration and Testing Services.



Equipment : Electronic Balance
 Condition As-Received : Used Item
 Reference : 2503-0227OC-15

Cert.No.: 25MM27
 Page: 2 of 3

Procedure used :-

Calibration were conducted using in-house calibration procedure CP-OB01 based on UKAS LAB 14 according to direct measurement method against standard weight.

Condition of this result of calibration

1. Reference standard instruments:-

<u>Instruments</u>	<u>Serial No.</u>	<u>Cert. No.</u>	<u>Traceable</u>	<u>Due date</u>
1) Standard Weight Set (E2)	G0602134	MM-0066-24	NIMT	25 Apr 2026
2) Standard Weight Set (E2)	-	MM-0067-24	NIMT	23 Apr 2026

2. This certificate is valid only to the item calibrated on date and place of calibration.
3. This result of calibration was made on requested at the point specified by customer.
4. This certificate is not certified for any commercial transaction.
5. This certification is traceable to the International System of Unit.

Remark : NIMT : National Institute of Metrology Thailand

Result of calibration () Without Adjustment (*) After Adjustment by Internal Calibration

Range capacity :	0 g to 81 g	Resolution	0.00001 g
	81 g to 220 g	Resolution	0.0001 g

Before Adjustment :

<u>Applied Weight</u> (g)	<u>Balance Reading</u> (g)	<u>Correction</u> (g)	<u>Measurement Uncertainty</u> (± mg)	<u>Coverage Factor</u> (k)
80	79.99997	+0.00003	0.15	2
200	199.9998	+0.00002	0.30	2

After Adjustment :

1. **Determination of the standard deviation of weighing machine**

(n = 10)

<u>Applied Weight</u> (g)	<u>Standard Deviation of Reading (g)</u>
80	0.000007
200	0.00005



Equipment : Electronic Balance
 Condition As-Received : Used Item
 Reference : 2503-0227OC-15

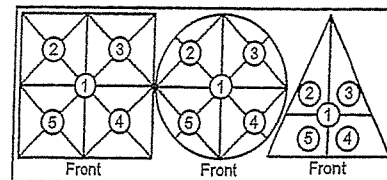
Cert.No.: 25MM27

Page: 3 of 3

Result of calibration

2. Effect of off center loading

A mass of 100 g was placed to various position on the pan.
 The weighing machine reading error obtained is given in the table



Maximum difference between
 off-center and central loading
 (g)
 0.00010

Position 1	Position 2	Position 3	Position 4	Position 5
(g)	(g)	(g)	(g)	(g)
0.00000	0.00000	-0.00010	-0.00010	+0.00010

3. Departure from nominal value

Applied Weight	Balance Reading	Correction	Measurement Uncertainty	Coverage Factor
(g)	(g)	(g)	(\pm mg)	(k)
Unload	0.00000	0.00000	0.015	2.13
0.01	0.00999	+0.00001	0.015	2.11
0.05	0.04999	+0.00001	0.015	2.11
1	1.00000	0.00000	0.018	2.04
2	2.00000	0.00000	0.019	2.03
5	4.99999	+0.00001	0.026	2
10	10.00000	0.00000	0.033	2
20	20.00000	0.00000	0.045	2
50	49.99999	+0.00001	0.080	2
80	79.99998	+0.00002	0.15	2
200	199.9999	+0.0001	0.30	2

The reported uncertainty of measurement was based on a standard uncertainty multiplied by a coverage factor k , providing a level of confidence of approximately 95 %.




TECHNOLOGY PROMOTION ASSOCIATION (THAILAND-JAPAN)
CORPORATE SERVICES 3: EQUIPMENT CALIBRATION AND TESTING SERVICES
534/4 PATTANAKARN ROAD SOI 18, SUANLUANG, SUANLUANG BANGKOK 10250
TEL.0-2717-3000-29 FAX.0-2719-9484



Certificate of Calibration

Cert.No.: 25CHO136

Page.: 1 of 3

Equipment : Spectrophotometer
Manufacturer : Labtech
Model : Blue Star A
Serial No. : 1606UV1507
ID No. : -
Condition As-Received: Used Item
Received Date : 12 March 2025
Calibration Date : 13 March 2025
Reference : 2503-0227OC-2
Submitted by : Thai Environmental Technic Limited
1/6 Soi Ramkhamhaeng 145,
Khwaeng/Khet Saphan Sung,
Bangkok 10240
Calibration Place : Laboratory (Thai Environment Technic Limited)
Ambient Temperature : (26.6 to 27.0) °C (On-Site)
Relative Humidity : (57 to 53) % (On-Site)
Calibration Procedure : In - house method :
CP-OCH4 based on ASTM E 275-08
Calibrated by : Uthen Kankawi

Approved by :
() Chakrit Waewwanjua
() Ponpan Paipim
(✓) Saithip Meangmai
Issue Date : 15 March 2025

Approved Signatory

The Uncertainties are for a confidence probability of approximately 95%

This certificate may not be reproduced other than in full, except with the prior written
Approval of the head of Corporate Services 3 : Equipment Calibration and Testing Services.



Cert. No. : 25CHO136

Page : 2 of 3

Condition of calibration result

1. Reference Standard Material :

<u>Material</u>	<u>Serial No.</u>	<u>Certificate No.</u>	<u>Due date</u>
1. Absorbance Standard set	44487	122584	31 May 2026
2. Wavelength Standard set	29829	114509	11 Sep 2025
3. Wavelength Standard set	29829	114510	11 Sep 2025
4. Stray Light Standard set	45507	126055	04 Oct 2026

2. This certificate is valid only to the item calibrated on date and place of calibration.

3. This certificate is traceable to the International System of Unit maintained through :

- Starna Scientific Ltd.

4. Spectral BandWidth : 2 nm

Scan Speed : Slow

Calibration Results : without adjustment

Wavelength Accuracy

Certified Values of Reference Material (nm)	UUC Reading (nm)	Uncertainty of Measurement (\pm nm)	Coverage Factor <i>k</i>
361.00	360.8	0.16	2.00
472.47	472.4	0.16	2.00
536.66	536.4	0.16	2.00
748.48	748.8	0.16	2.00
879.27	879.4	0.16	2.00



Cert. No. : 25CHO136

Page : 3 of 3

Calibration Results : without adjustment

Photometric Accuracy

Wavelength (nm)	Certified Values of Reference Material (Abs)	UUC Reading (Abs)	Uncertainty of Measurement (\pm Abs)	Coverage Factor <i>k</i>
420.0	Zero	0.000	0.0028	2.00
	0.5750	0.569	0.0028	2.00
	0.7156	0.710	0.0028	2.00
	1.0176	1.009	0.0028	2.00
546.1	Zero	0.000	0.0028	2.00
	0.5234	0.520	0.0028	2.00
	0.7007	0.697	0.0028	2.00
	0.9992	0.995	0.0028	2.00
635.0	Zero	0.000	0.0028	2.00
	0.5648	0.562	0.0028	2.00
	0.7654	0.762	0.0028	2.00
	1.0961	1.092	0.0028	2.00

Stray Light

* Straylight at 260.57 \pm 0.11 nm	Reading at 260.57 \pm 0.11 nm
Abs	2.0840
%T	0.80

Remark

- Each individual filter is measured against the empty filter holder (blank) used to zero the spectrophotometer
- Cut-off wavelength of stray light reference material (Potassium Iodide) at Wavelength 260.57 \pm 0.11 nm
- Result = Pass, If Absorbance > 2.00 Abs and Transmission < 1.0 %T at Wavelength 260.57 \pm 0.11 nm
- * : Not NSC-ONSC Accredited
- UUC = Unit Under Calibration

The reported uncertainty of measurement was based on a standard uncertainty multiplied by a coverage factor *k*, providing a level of confidence of approximately 95 %.



MAINTENANCE REPORT

OPTIMA 8000

Customer : <u>บริษัท เทคนิคสิ่งแวดลอมไทย จำกัด</u> Address : <u>1/6 ซอยรามคำแหง 145,</u> <u>แขวงสะพานสูง, เขตสะพานสูง,</u> <u>กรุงเทพฯ 10240 TH</u> User Name: <u>คุณ อนุรักษ์ โคตะมา</u> Phone: <u>02-3737799, 081-1303495</u> E-mail: <u>Ketsarin.Chuayphan@eurofinsasia</u>	Date Tested: <u>March 21, 2025</u> Recommendation Recertification Period <u>6</u> Months Recertification Due: <u>September 22, 2568</u> Date Last Certified: <u>September 27, 2024</u> Visit Number: <u>1 OF 2</u> TH ONE SOURCE Phone: <u>081-7316733, 081-1086572</u> E-mail : <u>thonesource@gmail.com</u>
---	---

CONFIGURATION TESTED	ACCESSORIES/COMPONENT NOT INCLUDED
MODEL <u>OPTIMA 8000</u> <u>N0772045</u>	<u>WinLab32 Version 5.5.0</u> <u>PN:6150T21E4Q1E</u>
SERIAL NUMBER <u>078S1310024C</u> <u>1F1380368</u>	
TESTED EQUIPMENT <u>IPV Methods</u>	
TEST STANDARD USED <u>Mixed standard 1/10</u> <u>Mixed standard 1/100</u>	
PE NUMBER <u>N0691579</u> <u>N9300221</u>	
CUSTOMER SUPPLIED <u>2 % HNO3</u> <u>10 % HNO3</u>	COMMENTS



MAINTENANCE REPORT

OPTIMA 8000

SERIAL NUMBER 078S1310024C
DATE TESTED
March 21, 2025
1. MECHANICAL CHECKS

- A. Inspect and clean all fans and filters.
- B. Inspect and replace as necessary, all torch components including the RF Flat coil
- C. Inspect all tubing for sign of clacking or leaking.
- D. Adjust water and gas pressure regulator settings.
- E. Inspect and leak check pneumatics drawers.
- F. Clean the exterior of the instrument.

OK

OK

OK

OK

OK

OK

2. OPTICAL CHECKS

- A. Inspect and clean all optical components.
- B. As required, check and replace all purge filters.
- C. Recheck optical alignment.

OK

OK

OK

3. COOLING SYSTEM CHECKS

- A. Perform preventive maintenance on chiller.
- B. Flush out water the chiller and replace with coolant mix30plus every twelve months

OK

OK

4. PERFORMANCE CHECKS

- A. Torch View Alignment.
- B. Wavelength Calibration.

OK

OK



MAINTENANCE REPORT

OPTIMA 8000

SERIAL NUMBER	078S1310024C	DATE TESTED	March 21, 2025
PARAMETER	SPECIFICATION	FINAL VAULE	
Precision			
Zn 213.856	% RSD \leq 1.0		<u>0.7</u>
Mg 280.260	% RSD \leq 1.0		<u>0.37</u>
Mg 285.207	% RSD \leq 1.0		<u>0.78</u>
Ba 455.403	% RSD \leq 1.0		<u>0.53</u>
Detection Limits: Axial			
	As 193 nm, 3(sd) \leq 10.0 ppb		<u>0.9</u>
	Se 196 nm, 3(sd) \leq 5.0 ppb		<u>4.73</u>
	Tl 190 nm, 3(sd) \leq 10.0 ppb		<u>0.42</u>
	Pb 220 nm, 3(sd) \leq 3.0 ppb		<u>0.27</u>
BEC: Axial	Mn 257 nm, \leq 30 ppb		<u>1.86</u>
Detection Limits: Radial			
	As 193 nm, 3(sd) \leq 60.0 ppb		<u>2.85</u>
	Zn 213 nm, 3(sd) \leq 2.0 ppb		<u>0.29</u>
	Mn 257 nm, 3(sd) \leq 1.0 ppb		<u>0.03</u>
	La 379 nm, 3(sd) \leq 3.0 ppb		<u>0.19</u>
	Ba 455 nm, 3(sd) \leq 0.3 ppb		<u>0.01</u>
	Ba 493 nm, 3(sd) \leq 0.6 ppb		<u>0.02</u>
BEC: Radial	Mn 257 nm, \leq 30 ppb		<u>7.77</u>
Spectral Resolution: UV			
	As 193 nm, \leq 0.009		<u>0.00725</u>
	Ni 231 nm, \leq 0.011		<u>0.00798</u>
	Ni 341 nm, \leq 0.015		<u>0.01218</u>
Spectral Resolution: VIS			
	Ba 455 nm, \leq 0.020		<u>0.01540</u>



MAINTENANCE REPORT

OPTIMA 8000

SERIAL NUMBER 078S1310024C

DATE TESTED

March 21, 2025

Remarks :

Commissioning follow as commissioning performance sheets.

Calculate MnBEC = $IB * STD \text{ Conc} / IS - IB$, where standard conc = 1000 ug/L

IB = Intensity of blank

IS = Intensity of Standard

Used Mira Mist Nebulizer

This is to certify that the above tests have been performed and the configuration tested



meets



does not meet

This certificate does not modify PerkinElmer's standard terms and condition of sale, including warranty terms.

Service Department TH One Source Co., Ltd.

Krungchai T.

(**Krungchai Treevichien**)

Customer Support Engineer

=====

Analysis Begun

Start Time: 21/3/2568 14:16:06
 Logged In Analyst: TET
 Spectrometer: Optima 8000

Plasma On Time: 21/3/2568 13:46:44
 Technique: ICP Continuous
 Autosampler: S10

Sample Information File:

Batch ID:
 Results Data Set: DLRL_210325
 Results Library: C:\Users\Public\PerkinElmer\ICP\Data\Results\Results.mdb

=====

Method Loaded

Method Name: DLRL-Cal
 IEC File:
 Method Description: Calibration for later test

Method Last Saved: 27/9/2567 10:48:23
 MSF File:

=====

Sequence No.: 1

Sample ID: Calib Blank 1
 Analyst:
 Initial Sample Wt:
 Dilution:
 Wash Time:

Autosampler Location:
 Date Collected: 21/3/2568 14:16:10
 Data Type: Original
 Initial Sample Vol:
 Sample Prep Vol:

Nebulizer Parameters: Calib Blank 1

Analyte	Back Pressure	Flow
All	335.0 kPa	0.50 L/min

Mean Data: Calib Blank 1

Analyte	Mean Corrected Intensity	Std.Dev.	RSD	Calib Conc. Units
As 193.696	76.3	5.60	7.34%	[0.00] mg/L
Zn 213.857	551.0	13.60	2.47%	[0.00] mg/L
Mn 257.610	1670.6	109.17	6.54%	[0.00] mg/L
La 379.478	313.1	0.51	0.16%	[0.00] mg/L
Ba 455.403	1992.9	244.97	12.29%	[0.00] mg/L
Ba 493.408	1949.8	288.76	14.81%	[0.00] mg/L

=====

Sequence No.: 2

Sample ID: Calib Std 1
 Analyst:
 Initial Sample Wt:
 Dilution:
 Wash Time:

Autosampler Location:
 Date Collected: 21/3/2568 14:19:46
 Data Type: Original
 Initial Sample Vol:
 Sample Prep Vol:

Nebulizer Parameters: Calib Std 1

Analyte	Back Pressure	Flow
All	335.0 kPa	0.50 L/min

Mean Data: Calib Std 1

Analyte	Mean Corrected Intensity	Std.Dev.	RSD	Calib Conc. Units
As 193.696	13353.1	71.01	0.53%	[5.0] mg/L
Zn 213.857	116888.6	435.46	0.37%	[1.0] mg/L
Mn 257.610	1097638.0	20726.98	1.89%	[1.0] mg/L
La 379.478	249960.5	2065.12	0.83%	[1.0] mg/L
Ba 455.403	601998.4	963.17	0.16%	[0.1] mg/L
Ba 493.408	452987.3	4060.62	0.90%	[0.1] mg/L

Calibration Summary

Analyte	1	Lin, Calc Int	0.0	2671	0.00000	1.000000
As 193.696	1	Lin, Calc Int	0.0	116900	0.00000	1.000000
Zn 213.857	1	Lin, Calc Int	0.0	1098000	0.00000	1.000000
Mn 257.610	1	Lin, Calc Int	0.0	250000	0.00000	1.000000
La 379.478	1	Lin, Calc Int	0.0			

Ba 455.403	1	Lin, Calc Int	0.0	6020000	0.00000	1.000000
Ba 493.408	1	Lin, Calc Int	0.0	4530000	0.00000	1.000000

Sequence No.: 3	Autosampler Location:
Sample ID: blank	Date Collected: 21/3/2568 14:22:04
Analyst:	Data Type: Original
Initial Sample Wt:	Initial Sample Vol:
Dilution:	Sample Prep Vol:
Wash Time:	

Nebulizer Parameters: blank

Analyte	Back Pressure	Flow
All	337.0 kPa	0.50 L/min

Mean Data: blank

Analyte	Mean Corrected Intensity	Calib. Conc. Units	Std.Dev.	Sample Conc. Units	Std.Dev.	RSD
As 193.696	518.3	0.2 mg/L	0.07	194.1 g/L	74.12	38.19%
Zn 213.857	1035.9	0.0 mg/L	0.00	8.9 g/L	2.21	24.90%
Mn 257.610	4078.4	0.0 mg/L	0.00	3.7 g/L	1.19	32.05%
La 379.478	285.8	0.0 mg/L	0.00	1.1 g/L	1.41	123.46%
Ba 455.403	-841.2	-0.0 mg/L	0.00	-0.1 g/L	0.02	15.21%
Ba 493.408	-116.6	-0.0 mg/L	0.00	-0.0 g/L	0.01	55.68%

Method Loaded

Method Name: DLRL-Check	Method Last Saved: 25/2/2543 11:12:48
IEC File:	MSF File:
Method Description: As-60,Zn-2, Mn1.0,La-3,Ba455-0.3,Ba493-0.6	

Sequence No.: 4	Autosampler Location:
Sample ID: DLRL Check	Date Collected: 21/3/2568 14:25:31
Analyst:	Data Type: Original
Initial Sample Wt:	Initial Sample Vol:
Dilution:	Sample Prep Vol:
Wash Time:	

Nebulizer Parameters: DLRL Check

Analyte	Back Pressure	Flow
All	338.0 kPa	0.50 L/min

Mean Data: DLRL Check

Analyte	Mean Corrected Intensity	Calib. Conc. Units	Std.Dev.	Sample Conc. Units	Std.Dev.	RSD
As 193.696	-43.5	-0.0 mg/L	0.00	-16.3 g/L	2.85	17.47%
Zn 213.857	-185.0	-0.0 mg/L	0.00	-1.6 g/L	0.29	18.18%
Mn 257.610	-1244.8	-0.0 mg/L	0.00	-1.1 g/L	0.03	3.09%
La 379.478	0.4	0.0 mg/L	0.00	0.0 g/L	0.19	>999.9%
Ba 455.403	-123.3	-0.0 mg/L	0.00	-0.0 g/L	0.01	63.51%
Ba 493.408	-406.5	-0.0 mg/L	0.00	-0.1 g/L	0.02	25.69%

Method Loaded
Method Name: MnBEC
IEC File:
Method Description: XL and RL-Spec <or = 30 g/L,Attn:Spec<or= 50 g/L

Method Last Saved: 1/4/2552 13:47:35
MSF File:

Sequence No.: 4
Sample ID: MnBEC 1ppm Mn
Analyst:
Initial Sample Wt:
Dilution:
Wash Time:

Autosampler Location:
Date Collected: 21/3/2568 14:10:32
Data Type: Original
Initial Sample Vol:
Sample Prep Vol:

Nebulizer Parameters: MnBEC 1ppm Mn
Analyte Back Pressure Flow
All 335.0 kPa 0.50 L/min

Mean Data: MnBEC 1ppm Mn

Analyte	Mean Corrected Intensity	Calib. Conc. Units	Std.Dev.	Sample Conc. Units	Std.Dev.	RSD
Mn 257 XN	10930649.6				20667.67	0.19%
Mn 257 RN	1113096.8				83.06	0.01%

Sequence No.: 5
Sample ID: Blank
Analyst:
Initial Sample Wt:
Dilution:
Wash Time:

Autosampler Location:
Date Collected: 21/3/2568 14:12:50
Data Type: Original
Initial Sample Vol:
Sample Prep Vol:

Nebulizer Parameters: Blank
Analyte Back Pressure Flow
All 334.0 kPa 0.50 L/min

Mean Data: Blank

Analyte	Mean Corrected Intensity	Calib. Conc. Units	Std.Dev.	Sample Conc. Units	Std.Dev.	RSD
Mn 257 XN	28985.2				27708.98	11.58%
Mn 257 RN	10247.0				10525.58	14.93%



SCARLET | TECH

Certificate of Calibration


for ST-120 Sound Calibrator

No. 20250420J102

Name of Product	Sound Calibrator
Model	ST-120
Serial Number	ST120C1204E
Specifications	Class 1
Date	2025/04/20

Tested by: _____

Chen



This certificate may not be published or reproduced, except in full, unless
Obtaining permission in writing from Scarlet Tech Ltd.
4F-3, No. 347, 2nd Sec., Heping E. Rd., Daan Dist. Taipei City 106, Taiwan

Certificate of ST-120 Sound Calibrator

No. 20250420J102

1. Preliminary Inspection

	Result
Visual Inspection	Pass

2. Sound Pressure Level

Measured Level (dB)	Actual Level (dB)	Tolerance (dB)	Measurement Uncertainty (dB)	Result
94.01	93.99	93.60-94.40	0.11	Pass
114.01	114.07	113.60-114.40	0.11	Pass

3. Frequency

Measured Frequency (Hz)	Actual Frequency (Hz)	Tolerance (Hz)	Measurement Uncertainty (Hz)	Result
999.0	1000	990.00-1010.00	0.10	Pass

4. Distortion

Measured Distortion (%)	Calibration Level (dB)	Tolerance (%)	Measurement Uncertainty (dB)	Result
0.9	94	<3.00	0.13	Pass
0.5	114	<3.00	0.13	Pass

Environment conditions

Air temperature : 24 °C

Relative humidity : 80 %

Static pressure : 1 kPa

The standard generators used for calibration procedure are proofed once a year and can be traceable to the standard authorized by public organization

Sound Level Meter Calibration Report

Equipment Type : Sound Level Meter
Calibrator : SCARLET ST-120
Standard : IEC 60942:2017 CLASS1
Accuracy : 94.0 ±0.3 dB and 114.0±0.5 dB
Frequency : at 1,000 Hz ±1%
Calibrator Serial NO. : ST120C1204E

Calibration Date : 1-Oct-2025
Barometric pressure (mmHg) : 759.0 mmHg
Temperature (23±3)°C : 25.00 °C
Relative Humidity(50±15 %) : 50.0 % RH
Dued Date of Calibrate : 31-Oct-2025

Item	Instrument Calibrated			Reference Acoustic dB	Before Adjust				After Adjust ± dB	Deviation ± dB	Result Calibrate
	Brand	Model	Serial NO.		ครั้งที่ 1	ครั้งที่ 2	ครั้งที่ 3	เฉลี่ย			
46	ACO	6236	112029	94.0	94.1	94.1	94.1	94.1	94.0	0.1	PASS
				114.0	114.0	114.0	114.0	114.0			
48	ACO	6236	152074	94.0	94.1	94.1	94.1	94.1	94.0	0.1	PASS
				114.0	114.1	114.1	114.1	114.1			
49	ACO	6236	152075	94.0	94.2	94.2	94.2	94.2	94.0	0.2	PASS
				114.0	114.1	114.1	114.1	114.1			
50	ACO	6236	152076	94.0	94.1	94.1	94.1	94.1	94.0	0.1	PASS
				114.0	114.1	114.1	114.1	114.1			
51	ACO	6236	152077	94.0	94.2	94.2	94.2	94.2	94.0	0.2	PASS
				114.0	114.2	114.2	114.2	114.2			
52	ACO	6226	150142	94.0	93.9	93.9	93.9	93.9	94.0	0.1	PASS
				114.0	113.9	113.9	113.9	113.9			
53	ACO	6226	160095	94.0	94.0	94.0	94.0	94.0	94.0	0.0	PASS
				114.0	114.0	114.0	114.0	114.0			
54	ACO	6226	160096	94.0	93.9	93.9	93.9	93.9	94.0	0.1	PASS
				114.0	114.0	114.0	114.0	114.0			
55	ACO	6226	160097	94.0	94.0	94.0	94.0	94.0	94.0	0.0	PASS
				114.0	114.0	114.0	114.0	114.0			
56	ACO	6226	160098	94.0	94.0	94.0	94.0	94.0	94.0	0.0	PASS
				114.0	114.0	114.0	114.0	114.0			

Calibration By :

Approve by :

Sound Level Meter Calibration Report

Equipment Type : Sound Level Meter
Calibrator : SCARLET ST-120
Standard : IEC 60942:2017 CLASS1
Accuracy : 94.0 ±0.3 dB and 114.0±0.5 dB
Frequency : at 1,000 Hz ±1%
Calibrator Serial NO. : ST120C1204E

Calibration Date : 1-Oct-2025
Barometric pressure (mmHg) : 759.0 mmHg
Temperature (23±3)°C : 25.00 °C
Relative Humidity(50±15 %) : 50.0 % RH
Dued Date of Calibrate : 31-Oct-2025

Item	Instrument Calibrated			Reference Acoustic dB	Before Adjust				After Adjust ± dB	Deviation ± dB	Result Calibrate
	Brand	Model	Serial NO.		ครั้งที่ 1	ครั้งที่ 2	ครั้งที่ 3	เฉลี่ย			
57	ACO	6226	160099	94.0	93.9	93.9	93.9	93.9	94.0	0.1	PASS
				114.0	114.0	114.0	114.0	114.0			
58	ACO	6226	160143	94.0	94.1	94.1	94.1	94.1	94.0	0.1	PASS
				114.0	114.0	114.0	114.0	114.0			
59	ACO	6226	160203	94.0	94.2	94.2	94.2	94.2	94.0	0.2	PASS
				114.0	114.1	114.1	114.1	114.1			
60	ACO	6226	160204	94.0	93.9	93.9	93.9	93.9	94.0	0.1	PASS
				114.0	113.9	113.9	113.9	113.9			
61	ACO	6226	160205	94.0	94.0	94.0	94.0	94.0	94.0	0.0	PASS
				114.0	114.0	114.0	114.0	114.0			
62	ACO	6226	160211	94.0	94.0	94.0	94.0	94.0	94.0	0.0	PASS
				114.0	114.0	114.0	114.0	114.0			
63	ACO	6226	160212	94.0	94.0	94.0	94.0	94.0	94.0	0.0	PASS
				114.0	113.9	113.9	113.9	113.9			
64	ACO	6226	160213	94.0	94.0	94.0	94.0	94.0	94.0	0.0	PASS
				114.0	114.0	114.0	114.0	114.0			
66	ACO	6226	160215	94.0	94.1	94.1	94.1	94.1	94.0	0.1	PASS
				114.0	114.0	114.0	114.0	114.0			
67	ACO	6226	160216	94.0	94.1	94.1	94.1	94.1	94.0	0.1	PASS
				114.0	114.0	114.0	114.0	114.0			

Calibration By :

Approve by :

Sound Level Meter Calibration Report

Equipment Type : Sound Level Meter
Calibrator : SCARLET ST-120
Standard : IEC 60942:2017 CLASS1
Accuracy : 94.0 ±0.3 dB and 114.0±0.5 dB
Frequency : at 1,000 Hz ±1%
Calibrator Serial NO. : ST120C1204E

Calibration Date : 1-Oct-2025
Barometric pressure (mmHg) : 759.0 mmHg
Temperature (23±3)°C : 25.00 °C
Relative Humidity(50±15 %) : 50.0 % RH
Dued Date of Calibrate : 31-Oct-2025

Item	Instrument Calibrated			Reference Acoustic dB	Before Adjust				After Adjust ± dB	Deviation ± dB	Result Calibrate
	Brand	Model	Serial NO.		ครั้งที่ 1	ครั้งที่ 2	ครั้งที่ 3	เฉลี่ย			
81	SCARLET	ST-11D	820393	94.0	94.0	94.0	94.0	94.0	94.0	0.0	PASS
				114.0	114.0	114.0	114.0	114.0			
82	SCARLET	ST-11D	820394	94.0	94.1	94.1	94.1	94.1	94.0	0.1	PASS
				114.0	114.0	114.0	114.0	114.0			
83	SCARLET	ST-11D	820877	94.0	94.0	94.0	94.0	94.0	94.0	0.0	PASS
				114.0	114.0	114.0	114.0	114.0			
84	SCARLET	ST-11D	820878	94.0	94.0	94.0	94.0	94.0	94.0	0.0	PASS
				114.0	114.0	114.0	114.0	114.0			
85	SCARLET	ST-11D	820879	94.0	94.0	94.0	94.0	94.0	94.0	0.0	PASS
				114.0	114.0	114.0	114.0	114.0			
86	SCARLET	ST-11D	821293	94.0	94.1	94.1	94.1	94.1	94.0	0.1	PASS
				114.0	114.0	114.0	114.0	114.0			
87	SCARLET	ST-11D	821294	94.0	93.9	93.9	93.9	93.9	94.0	0.1	PASS
				114.0	113.9	113.9	113.9	113.9			
88	SCARLET	ST-11D	821295	94.0	94.0	94.0	94.0	94.0	94.0	0.0	PASS
				114.0	114.0	114.0	114.0	114.0			
89	SCARLET	ST-11D	821296	94.0	94.0	94.0	94.0	94.0	94.0	0.0	PASS
				114.0	114.0	114.0	114.0	114.0			
90	SCARLET	ST-11D	821298	94.0	94.0	94.0	94.0	94.0	94.0	0.0	PASS
				114.0	114.0	114.0	114.0	114.0			
91	SCARLET	ST-11D	821299	94.0	94.1	94.1	94.1	94.1	94.0	0.1	PASS
				114.0	114.1	114.1	114.1	114.1			

Calibration By : 
Approve by : 